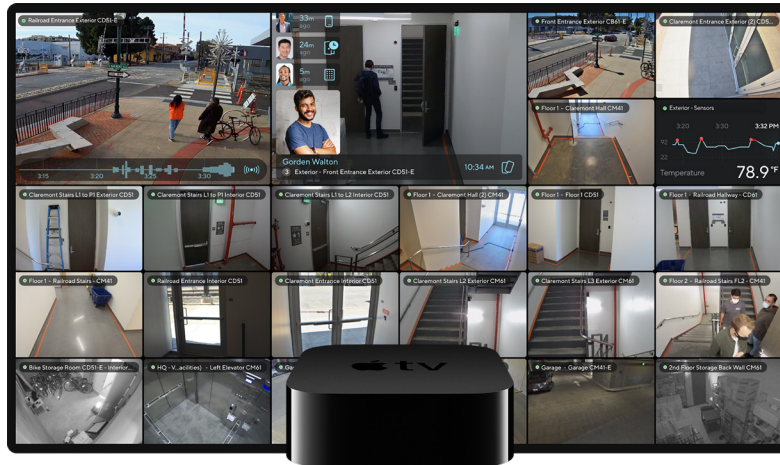


Optimized for Live Viewing



Overview

The VX52 is a dedicated device that streams up to 300 camera feeds (30 cameras per page, up to 10 pages) to any display with ultra-low latency, crisp video playback, customizable Smart Tiles and layouts. Built on the powerful Apple TV 4K platform, the VX52 is the viewing platform of choice for customers with mission-critical real-time viewing requirements.

Administrator managed device

Admins can remotely manage the VX52, select video feeds and Smart Tiles to display as well as customize layouts. Non-admin viewers do not need accounts, cannot access historical footage and cannot modify display settings.

Plug-and-play by design

Simply connect the device to your network via ethernet or wifi and project on a display. The VX52 is ready to stream in minutes with zero configuration needed.

Stable and resilient

Streams play continuously without interruption for both local and remote streaming. There is no need to reset the device or relaunch a browser or application — streams restart automatically after a power outage.

Supported by Verkada

Admins configure the VX52 in Command, just like their cameras. The VX52 is backed by our industry-leading 10-year warranty and the dedicated Verkada customer support team.

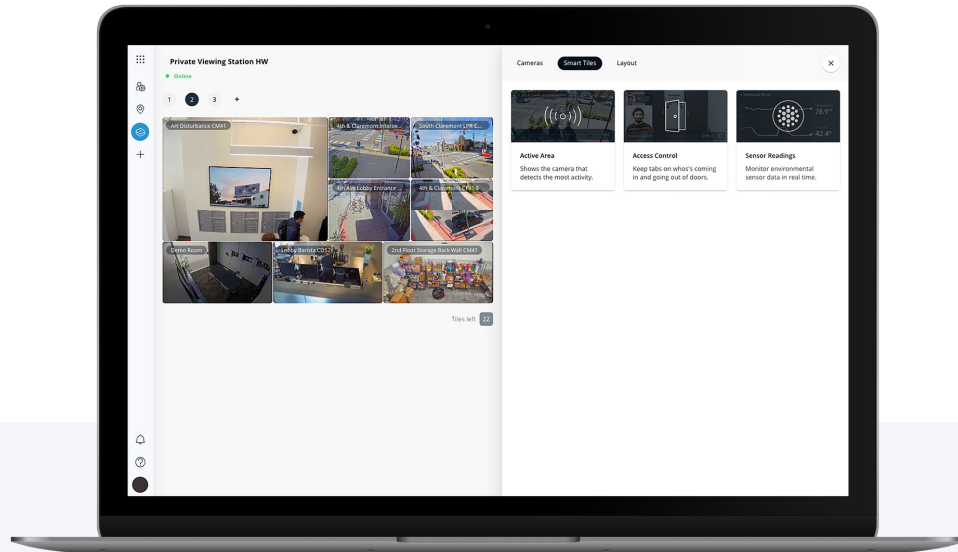
Key features

- Stream up to 300 cameras across 10 pages on a single display
- Ultra-low latency with crisp video playback
- Administrator managed device without requiring additional accounts
- Plug-and-play with zero local configuration needed
- Easily configure Smart Tiles and layout display from Command
- Automatically restarts after a power outage
- 10-year warranty



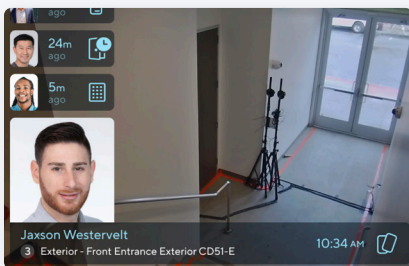
Smart Tiles

Easily configure your video wall using Smart Tiles from Command to prioritize camera feeds with high motion activity, door access control events and environmental data in real-time.



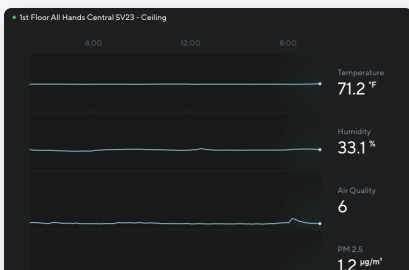
Active area

The active area tile allows customers to see the camera which has the most motion. This tile will dynamically switch to the camera that has the most motion in its field of view automatically. This is great for users to easily see where in their facility activity is happening and decide if it is something they need to act upon. There is also a graph at the bottom that shows over time when motion was detected the most.



Access Control

The Access Control tile shows customers a live list of Access events alongside the camera feed of that event. Door events (opens, Door Held Opens, Door Forced Opens) and badge ins show in a feed with the corresponding camera footage. Customers can quickly see when their employees are going through the building.



Air Quality

The Sensor tile shows customers the current readings of their sensor deployment. Each tile is assigned to a specific sensor and customers can configure which readings to show on each tile. Customers can see if any of their sensors' readings are abnormal at a glance to make sure they are on top of their facility.